



Food is Medicine Food is Love

We are dedicated to cooking and delivering the specific, nutritious meals a client's severe illness and treatment so urgently require. Serving the greater New York City metropolitan area since 1985.

Mission in Action



1,800,000

Meals per Year



7,200

Meals per Day



14,400

Volunteers Adding \$2m in Service



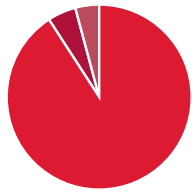
100%+

Growth in Meals in 10 Years

People Served

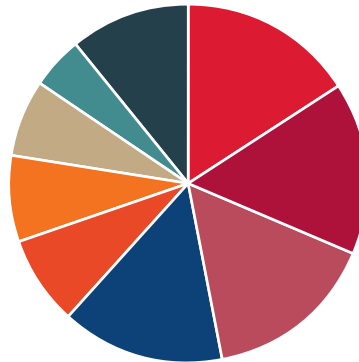
90%

Clients at or below
Federal Poverty Level



7,000 People

91% Clients
5% Caregivers
4% Children



DIAGNOSIS

16% HIV/AIDS
16% Cancer
15% Other Diseases
8% Alzheimer's/Neurological Disorders
8% MS/Musculoskeletal
7% Severe Diabetes
5% Pulmonary Disease
11% Kidney Disease
16% Cardiovascular

The Medically Tailored Meal Intervention

We provide medically tailored meals that address a variety of medical needs using a combination of nutrition restrictions, resulting in an almost infinite meal variety.

♥ 7 REGISTERED DIETITIAN NUTRITIONISTS

All clients are referred by a medical provider and then go through an in-depth nutrition assessment with an RDN resulting in their individual meal plan.

♥ SOME RESTRICTIONS INCLUDE:

Pork, Beef, Fish, Vegetarian, Sugar, Fat, Dairy, Renal, Minced, Pureed, Acid/Bland and Fiber/Gas

♥ ALL MEALS ARE LOW IN SODIUM

♥ 21 NUTRITION PUBLICATIONS:

14,000 per year distributed nationally and internationally

♥ NO STARTERS, FILLERS OR PRESERVATIVES

♥ SPECIAL TOUCHES

- Support families by feeding the children and senior caregivers of clients
- Special holiday meals and gifts
- Personalized birthday cakes and cards
- Emergency meal kits for blizzards and blackouts

Geography

MANHATTAN

HUDSON COUNTY, NJ

BROOKLYN

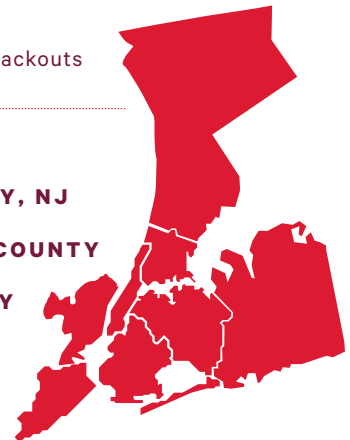
WESTCHESTER COUNTY

BRONX

NASSAU COUNTY

QUEENS

STATEN ISLAND



GODS LOVE WE DELIVER

166 Avenue of the Americas, New York, NY 10013

Tel 212.294.8100 Fax 212.294.8101

godslowedeliver.org

Policy & Planning 212.294.8171

policy@glwd.org

To Become a Client 800.747.2023

To Volunteer 212.294.8158

To Make a Donation 212.294.8142

#FoodIsMedicine



godslowedeliver

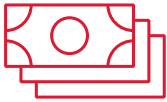


godslovenyc

Research

THE NEED


Malnourished patients compared to nourished patients:



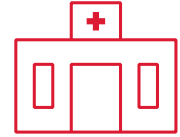
3x Higher
Healthcare Costs¹



3x Longer
Hospital Stay¹



2x Initial
Hospitalizations²



2x More Likely Discharged
to a Facility Rather
Than Their Home¹

ACCESS TO MEDICALLY TAILORED MEALS



- ♥ Improves medication adherence³
- ♥ Reduces hospitalizations and ER visits⁴
- ♥ Can reduce overall healthcare costs up to 28%⁵

THE OUTCOMES — CLIENT SURVEY

Clients overwhelmingly report that our program helps them:



- ♥ Live more independently
- ♥ Learn to Eat Nutritionally
- ♥ Manage Medical Treatment Better
- ♥ Decrease Stress

Medically Tailored Meal Research Studies with Members of the Food is Medicine Coalition

GOD'S LOVE WE DELIVER (NEW YORK, NY)

- ♥ Health outcomes for clients with metastatic cancer with a hospital in NYC
- ♥ Retrospective analysis of Medicaid claims data to examine outcomes as a result of the MTM intervention

COMMUNITY SERVINGS (BOSTON, MA)

- ♥ Retrospective analysis of Medicaid claims data to examine outcomes as a result of the MTM intervention
 - ♥ 70% decrease in ED visits
 - 52% decrease in inpatient admissions
 - 71% fewer emergency transports

PROJECT ANGEL HEART (DENVER, CO)

- ♥ Cost savings related to MTM for people diagnosed with cancer, CHF, COPD, Diabetes, ESRD, HIV/AIDS, MS
 - ♥ 13% decrease in rate of 30-day all-cause readmissions
 - 27% decrease in PMPM inpatient costs for all clients
 - ♥ Average of 24% reduction in PMPM total medical costs for clients living with CHF, COPD, and ESRD
 - ♥ Inpatient cost reductions of up to \$555 PMPM for clients living with CHF, COPD, diabetes, and ESRD

MANNA (PHILADELPHIA, PA)

- ♥ Comparing health outcomes of diabetic Medicaid Managed Care members with MTM and those without
 - ♥ 26% decrease in inpatient admissions
 - 7% decrease in emergency room visits
 - 19%/mo overall drop in medical costs

PROJECT OPEN HAND (SAN FRANCISCO, CA)

- ♥ People with Type 2 Diabetes, HIV and co-morbidly diagnosed populations, on MTM
 - ♥ 63% decrease in hospitalizations
 - 50% increase in medication adherence
 - 58% decrease in client emergency room visits

MANNA (PHILADELPHIA, PA)

- ♥ Medicaid Managed Care patients
 - ♥ Average monthly health care costs of MANNA clients fell 62% within the first 3 months, a cost savings of \$30,000+.
 - ♥ For HIV/AIDS patients, costs fell over 80% in the first three months
 - ♥ MANNA clients' rate of hospitalization decreased by half
 - ♥ Inpatient stays 37% shorter and hospital costs 30% lower
 - ♥ MANNA clients 20%+ more likely to be released from hospital to home rather than a care facility

Partners with New York State in Healthcare Innovation

MEDICAID: COMMUNITY PARTNERS PROGRAM

- ♥ Duals Demonstration Project (FIDA)
- ♥ 24 Contracts

MEDICAID MANAGED CARE

- ♥ Tier 1 Community Based Provider for Value Based Payment arrangements

NYSDOH BALANCING INCENTIVES PROJECT

- ♥ Recognized as an Outstanding Project
- ♥ Expansion to Westchester and Nassau Counties
- ♥ Creation of MTM Referral Tool

NYSDOH SOCIAL DETERMINANTS OF HEALTH INNOVATION AWARD

- ♥ Chosen as a winner in the Community-Based Organization category